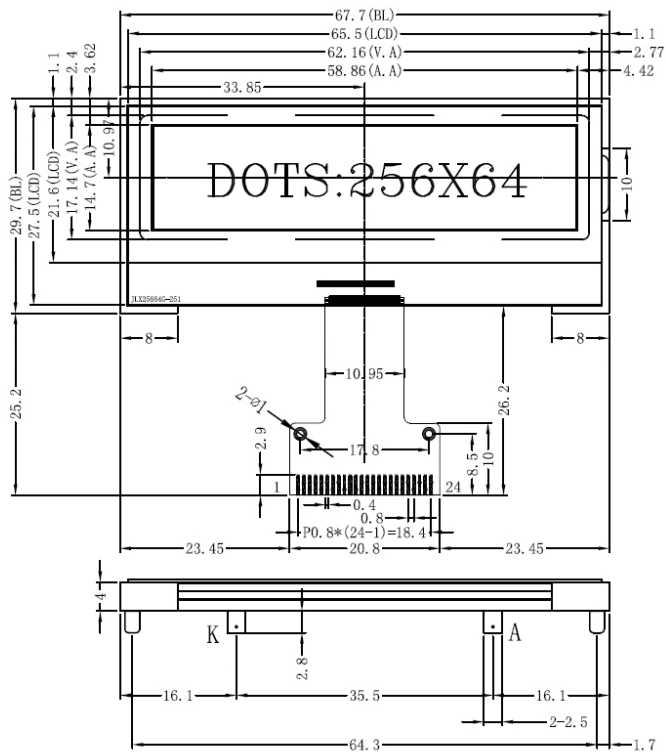


正面图

侧面图

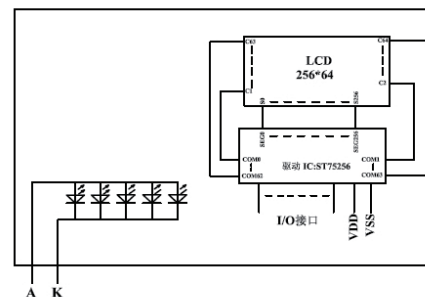
反面图

Pin No	Symbol
1	VG
2	V0
3	XV0
4	CA1P
5	CA1N
6	VDD
7	VSS
8	COMSCN
9	IF2
10	IF1
11	IF0
12	CS
13	RS
14	RD
15	WR
16	RST
17	D0
18	D1
19	D2
20	D3
21	D4
22	D5
23	D6
24	D7



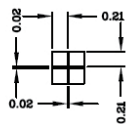
前 后

电路框图



说明:

- 1.LCM包括LCD、BACKLIGHT、FPC、IC;
- 2.LCM工作电压VDD=3.3V;
- 3.工作温度-20~+70摄氏度;
- 4.储存温度-30~+80摄氏度;
- 5.视角为6点钟;
- 6.LCD驱动条件为1/64Duty, 1/9Bias,Vop=10.0V;
- 7.背光为绿色或白色5颗LED侧背光, 3.0V, 40~100mA;
- 8.LCD底色可选绿底黑字或白底黑字。
- 9.IC型号: ST75256
- 10.连接方式: COG(Chip On Glass)



SCALE: 10:1

REVISION RECORD		DATE	Radiant-way Technology Inc.			
1	FIRST		TITLE:LCD OUTLINE DIMENSION		未注公差为: ± 0.2	
2			Model No: RDB25664G-251-BN		PEG (3)	
3			Part No: FOG+BL		VER:	A
4		DRAWN	DATE	2016/05/20	SHEET	1/1
5		CHECKED	DATE		UNIT:	mm
6		APPROVED	DATE		SCALE	1:1