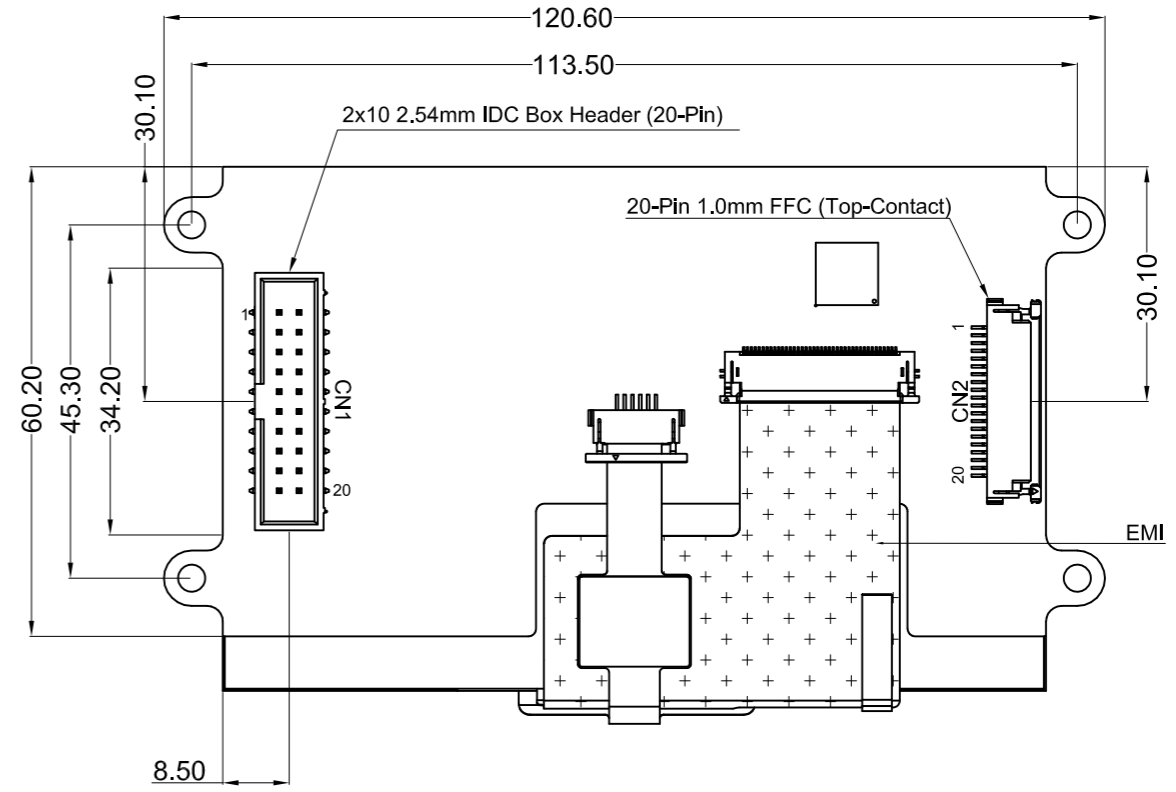
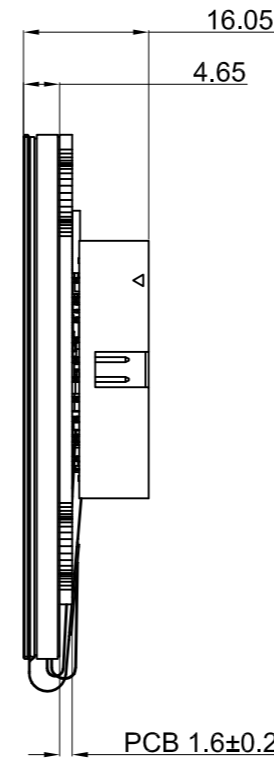
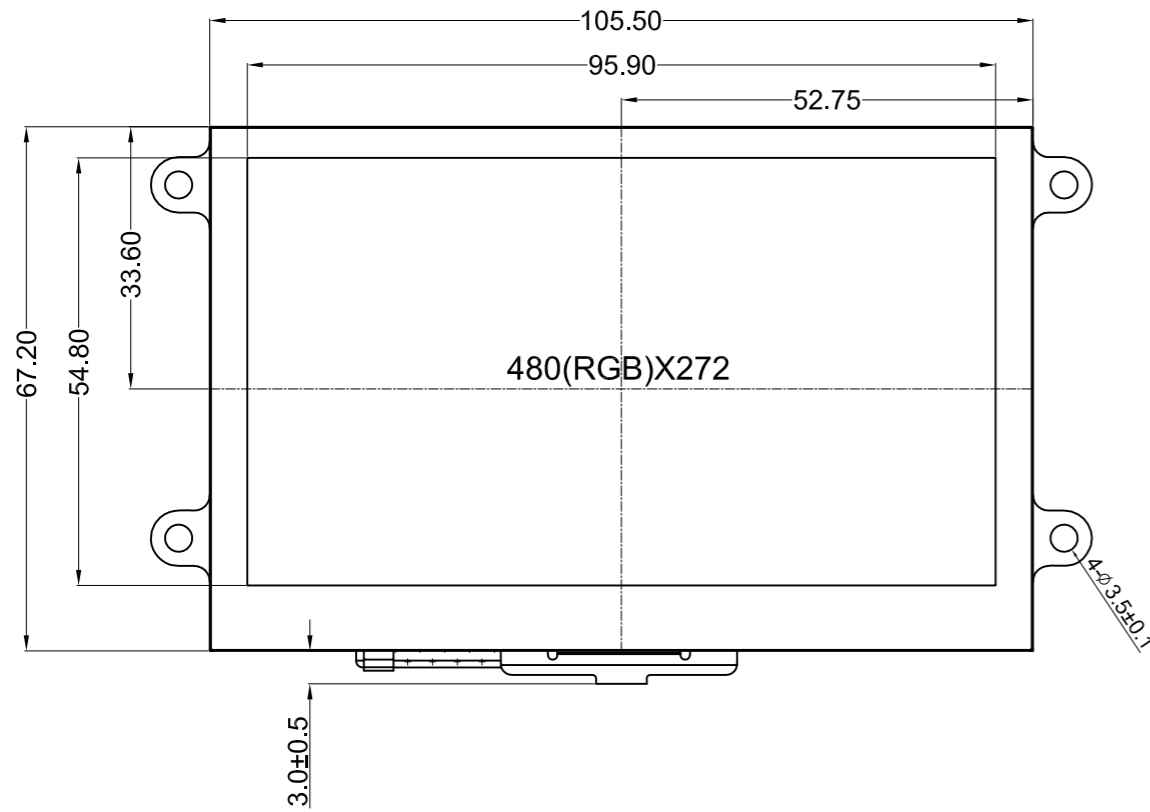


Mechanical Drawing



Pin Assignment	
NO.	Symbol
1	VDD
2	GND
3	SCK
4	MISO/IO1
5	MOSI/IO0
6	/CS
7	/INT
8	/PD
9	AUDIO_L
10	NC
11	GPIO0/IO2
12	GPIO1/IO3
13	GPIO2
14	GPIO3
15	NC
16	NC
17	VBL
18	VBL
19	GND
20	GND

Product Description: 4.3" 480x272 IPS EVE2 TFT w/ Capacitive Touch

1. Driver IC: FT813
2. Interface: SPI, D-SPI, Q-SPI
3. Power Requirement: 3.3V EVE2, 3.3V/520mA Backlight
4. Optical Features: Normally Black, Transmissive, 1000 cd/m²
5. Recommended Cable:
 - CN1: 2x10pin 2.54mm pitch IDC cable
 - CN2: 20Pin 1.0mm pitch FFC
6. EMI Shielded FPC

Standard Tolerance: (Unless otherwise specified) Linear: ±0.3mm	Radiant-way Technology Inc.	
	Drawing/Part Number: RDT-4.3-480272FT-CSXP-CTP	Revision: -
Unless otherwise specified: • Dimensions are in Millimeters • Third Angle Projection	Drawn By:	Approved By:
	Drawn Date: 02/27/2023	Approved Date: 02/27/2023